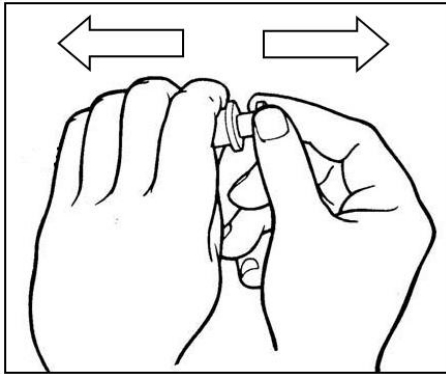


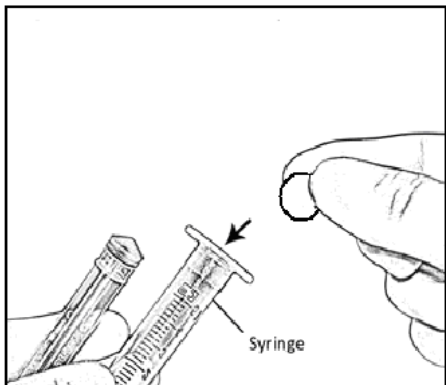
Patient Information Leaflet: Instructions for the administration of lansoprazole orodispersible tablets via an enteral* feeding tube



1. Stop the feed 30 minutes prior to administering dose if allowed by nutrition team.
2. Flush your feeding tube with 30mL of water.
3. Pull apart an oral/enteral**10mL syringe.



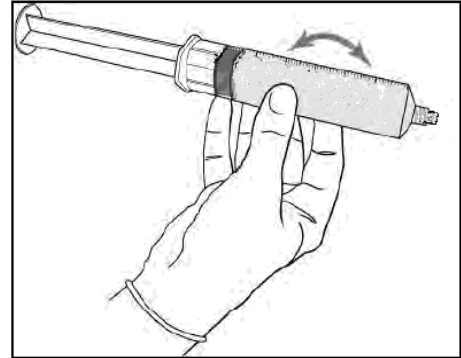
4. Place the tablet in the barrel of the oral/enteral syringe as shown below.



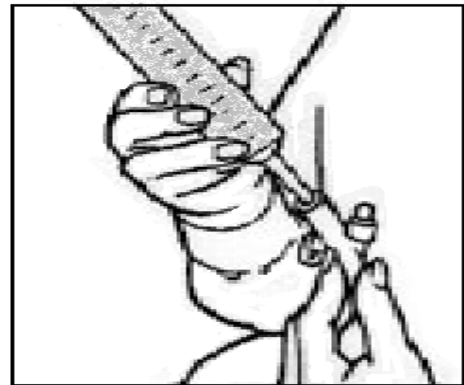
5. With the tablet(s) in the barrel, put the oral/enteral syringe back together and draw about 10mL of water and a small amount of air, into the syringe.



6. Shake the oral/enteral syringe gently and allow the tablet to disperse (this will take about a minute).



7. Attach the oral/enteral syringe to the feeding tube and flush the contents down the tube, shaking the syringe gently as you do this.



8. Disconnect the oral/enteral syringe, and draw another 10mL of water into the syringe.

9. Shake the oral/enteral syringe gently.

10. Attach the oral/enteral syringe to the feeding tube and flush the contents down the feeding tube.

11. Finally, flush the tube with another 30mL of water.

12. Re-start the feed 30 minutes after the dose, unless you have been told not to by your doctor or pharmacist.

* Nasogastric(NG), Nasoduodenal(ND), Nasojejunal(NJ), Percutaneous gastrostomy(PEG) & Percutaneous gastrojejunostomy(PEJ)

** Make sure the oral/enteral syringe will connect to your feeding tube

Written by: Medicines Management, Pharmacy Dept
Raigmore Hospital, Inverness.