

Information about

# Omeprazole for Children



This advice is intended for parents/carers taking their child home after consulting a doctor  
Your doctor may recommend different treatments depending on your child's condition.

## What is Omeprazole?

Omeprazole is a type of medication called a Proton Pump Inhibitor (PPI). PPIs are used to treat gastro-oesophageal reflux disease, commonly known as "Reflux". Omeprazole is the preferred PPI for use in children in Glasgow.

## How is Omeprazole given?

There are many different formulations of Omeprazole in use.

We recommend 2 different types of Omeprazole depending on the age of your child:

- From birth your child can have Omeprazole as a Multi-Unit Pellet System
- Once weaned (usually from 7 months) your child can have Omeprazole as a capsule



**Omeprazole MUPS**  
(Multi-Unit Pellet System)  
From Birth

**Omeprazole Capsules**  
Once weaned (usually from 7months)

## How to give Omeprazole Multi-Unit Pellet System (MUPS)

- Omeprazole MUPS can be a challenge to give to babies.
- In our experience, the most effective way to give Omeprazole to babies is using a
- MUPS tablet dispersed in water and given using a syringe.

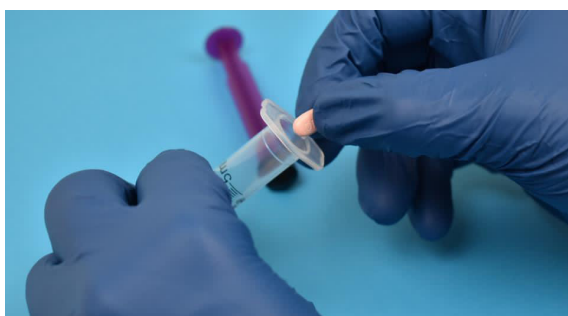
The following technique is the easiest way to give Omeprazole MUPS:



1. Use a 5 ml syringe



2. Remove plunger



3. Place MUPS tablet in body of syringe



4. Replace Plunger



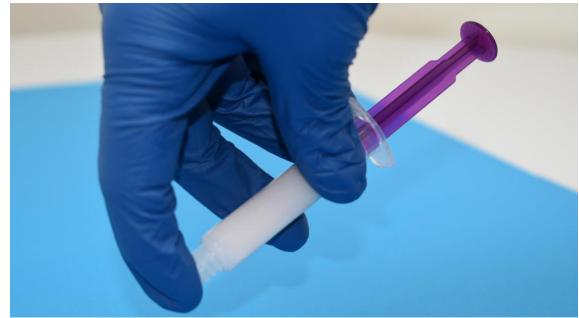
5. Push the plunger down to the MUPS



6. Pull up 5ml of cooled boiled water




7. Initial appearance of MUPS in water



8. Allow to disperse over 10 minutes



9. The fluid will have small balls in the liquid. This is the active medication



10. Each drop can vary in consistency. This is normal

- Push the fluid in to your child's mouth
- Push in small amounts (0.2ml) each time
- Keep doing this until you give the full amount
- Aim for the inside of your child's cheek (next to where the back teeth will eventually be)
- It is unlikely that your child will swallow the full amount. This is normal.
- The recommended dose for your child takes this in to account.
- Providing that most of the dose is taken, the amount of Omeprazole your child takes will be safe and effective.



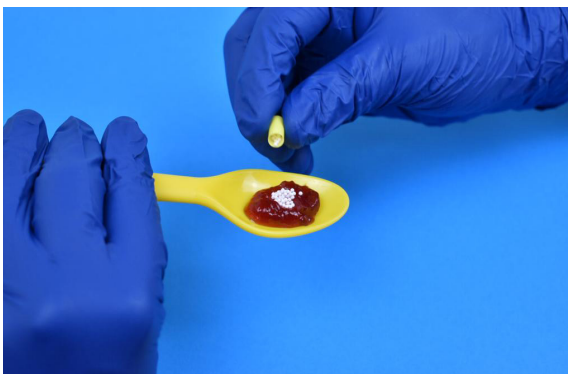
# How to give Omeprazole Capsules



**1. Open capsule**



**2. There are small balls inside the capsule.  
This is the active medicine.  
The balls have a special coating.  
Do not crush them.**



**3. Pour the balls on to a spoon of a thick liquid such as jam or yoghurt.**



**4. Gently cover the balls.  
Insert the spoon in to the child's mouth.**

- Encourage your child to swallow the contents without crushing the balls.
- It can be difficult for younger children not to try and chew.
- In most cases, this will not result in the balls being crushed

## Further information

If you have any questions please contact your child's clinician for advice.